

SMA 3 / \$ 6 7 , & , / , & 2 5 ( & 7 , ) , ( 5 6

) ( \$ 7 8 5 ( 6

"The plastic package carries Underwriters Laboratory  
Flammability Classification 94V-0

"For surface mounted applications

"Super fast switching for high efficiency

"Low reverse leakage

"Built-in strain relief, ideal for automated placement

"High forward surge current capability

"High temperature soldering guaranteed:

250 C/10 seconds at terminals

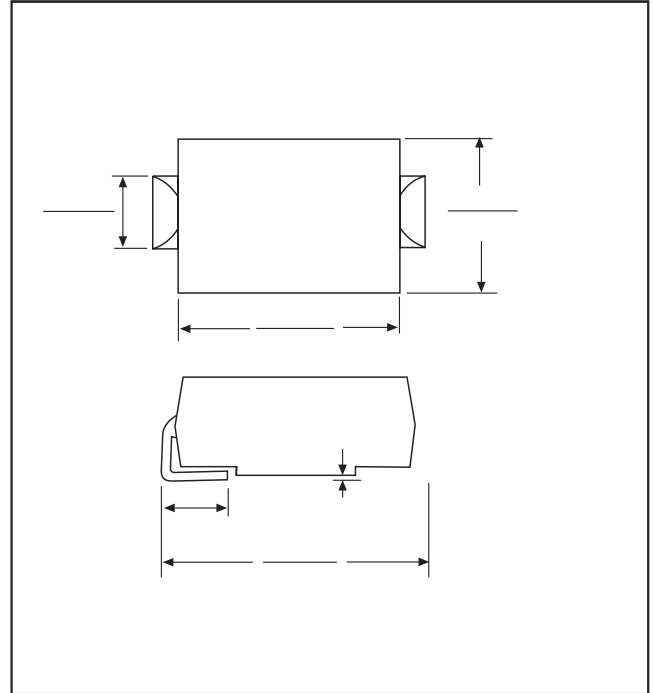
0 ( & + \$ 1 , & \$ / ' \$ 7 \$

"Case: SMA molded plastic body

"Terminals: Solder plated, solderable per MIL-STD-750,  
Method 2026

"Polarity: Color band denotes cathode end

"Mounting Position: Any



0 \$ ; , 0 8 0 5 \$ 7 , 1 \* 6 \$ 1 ' & + \$ 5 \$ & 7 ( 5 , 6 7 , & 6

# f & \$ P E L H G W S H U D X Q O R H W K H U Z R L W H G

FIG.1: FORWARD CURRENT DERATING CURVE

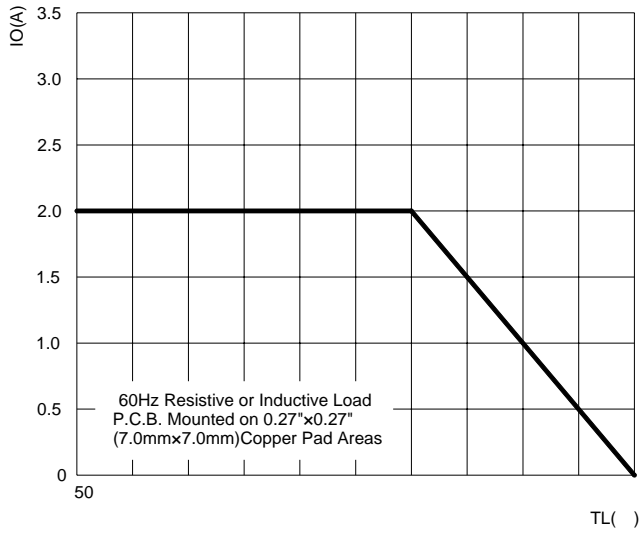


FIG.2: MAXIMUM NON-REPETITIVE FORWARD URGE CURRENT

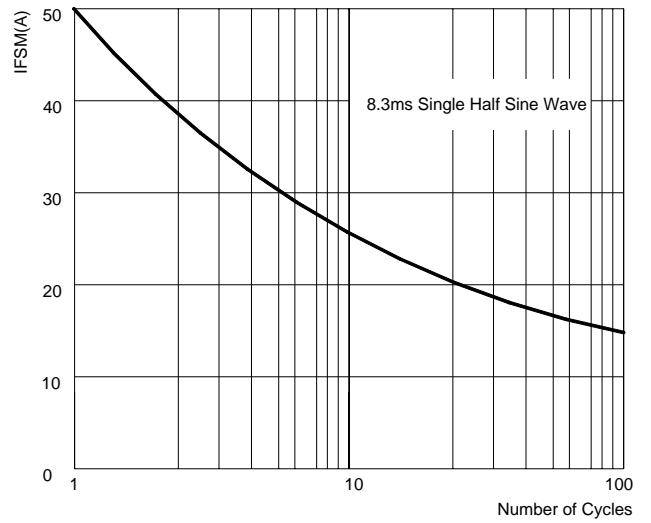


FIG.3: TYPICAL FORWARD CHARACTERISTICS

IF(A)

0.01

FIG.5: Diagram of circuit and Testing wave form of reverse recovery time

